

BAS-605A - 606A

Automatic Lockstitch Pocket Welt Sewer

bro rom
INDUSTRIAL MACHINES

Str. Fabrica de Glucoza 2-4, sector 2, Bucuresti, Romania
Tel./Fax: +01 2323.844, +01 232.969, +01 2323.87
www.brother.ro www.brrom.ro mail:office@brother.ro
www.pieseschimb.masinidecusut.ro



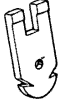


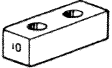



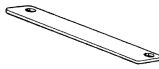

Specifications

Model		BAS-605A	BAS-606A
Machine head		Twin needle lockstitcher with center knife	
Sewing speed		2,500 rpm (Can be changed to 2,200 rpm by DIP switch)	
Lockstitch		Standard at 2.0 mm (*variable within 1.8 – 3.2 mm)	
Tacking length	Condensed	Standard at 1.0 mm (*variable within 0.4 - 1.0 mm)	
	Backtack	Standard at 2.0 mm (*variable within 0.8 - 2.0 mm)	
Flap sewing		No	Yes
Needle gauge		Japan: **10 mm Other countries: **12 mm (Standard)	
Seam length (Pocket size)	Gauge size 14 mm or less	28 – 180 mm	
	Gauge size 16 mm or more	36 – 180 mm	
	Flap sewing	60 – 180 mm	
Needle		Mt × 190 #16	
Hook		Horizontal rotary hook (Large)	
Stacker		Yes (Option)	
Air pressure		0.5 Mpa 10 l/min	
Power supply		Three phase 200 V, 220 V, 380 V, 415 V 500 W	
Machine dimensions		(W) 820 mm × (D) 1,300 mm × (H) 1,155 mm	
Weight		190 kg	

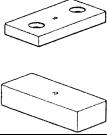
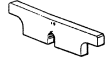






*Stitch length is adjustable by DIP switch setting.

**Gauge 8, 10, 14, 16, 18, 20, 22, 24, 26 mm are available. (22, 24, 26 mm are available as special order.)

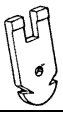
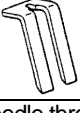

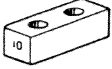




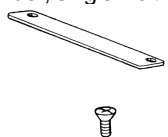
Gauge parts list

Part name		Needle gauge					Q'ty
		8 mm	10 mm	12 mm	14 mm	16 mm	
Thread trimmer	Needle thread trimmer movable knife 	Needle thread knife (8 – 12) (S08403-001)			Needle thread knife (14 – 16) (S10527-001)		1
	Needle thread trimmer fixed knife 	Fixed knife (8 – 12) (S08399-001)			Fixed knife (14 – 16) (S10528-001)		1
	Needle thread trimmer thread retainer spring 	Thread retainer spring (8 – 12) (S08401-001)			Thread retainer spring (14 – 16) (S10529-001)		1
	Lower tread trimmer link 	Link (B) (S08385-001)	Link (B) (S08385-002)	Link (B) (S08385-003)	Link (B) (S08385-004)	Link (B) (S08385-005)	1
Corner knife	Base 	Knife base assy, 8 (S11521-001)	Knife base assy, 10 (S11522-001)	Knife base assy, 12 (S11523-001)	Knife base assy, 14 (S11524-001)	Knife base assy, 16 (S11525-001)	2
	Right knife 	Corner knife (S-Right) (S08322-001)				Corner knife (L-Right) (S09416-001)	2
	Left knife 	Corner knife (S-Left) (S08302-001)				Corner knife (L-Left) (S09417-001)	2
	Ceramic corner knife	Ceramic corner knife (SS) (S36353-001)				Ceramic corner knife (SL) (S36354-001)	4
Binder, single welting  	-				Folding plate supporter (S11520-001)	1	
	-				Screw 3 × 5 (004300-513)	2	

Gauge parts list

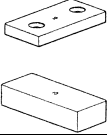
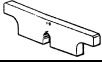
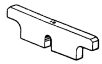



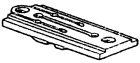

Part name		Needle gauge					Q'ty
		8 mm	10 mm	12 mm	14 mm	16 mm	
Carriage feed adjusting gauge 		Movable base spacer (S08513-001)	Movable base spacer (S08513-002)	Movable base spacer (S08513-003)	Movable base spacer (S08513-004)	Movable base spacer (S08513-005)	1
Spacer for carriage feed	Spacer (S) 	t = 6 (S08510-101)	t = 5 (S08510-102)	t = 4 (S08510-103)	t = 3 (S08510-104)	t = 2 (S08510-105)	2
	Spacer (W) 	t = 3.5 (S08511-101)	t = 4.5 (S08511-102)	t = 5.5 (S08511-103)	t = 6.5 (S08511-104)	t = 7.5 (S08511-105)	2
Cloth slide plate	Right 	Slide plate (Right) (S31229-001)			Slide plate (Right) (S31229-002)		1
	Left 	Slide plate (Left) (S31230-001)			Slide plate (Left) (S31230-002)		1
Machine head	Needle clamp assy 	Needle clamp assy, 8 (S00935-001)	Needle clamp assy, 10 (158810-001)	Needle clamp assy, 12 (158811-001)	Needle clamp assy, 14 (S09466-001)	Needle clamp assy, 16 (S00936-001)	1
	Needle plate 	Needle plate 8 (S09461-001)	Needle plate 10 (153022-001)	Needle plate 12 (156060-001)	Needle plate 14 (S09462-001)	Needle plate 16 (S09463-001)	1
Carriage feed 		t = 2 mm (S08267-002)	t = 3 mm (S08267-003)	t = 4 mm (S08267-004)	t = 5 mm (S08267-005)	t = 6 mm (S08267-006)	2

Gauge parts list

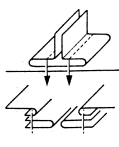

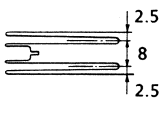
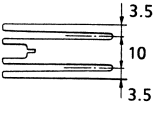
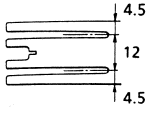
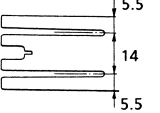
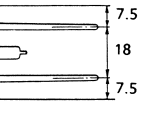
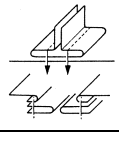

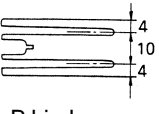
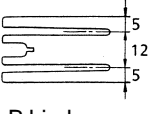
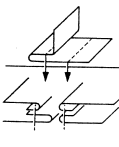
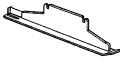
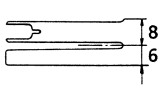
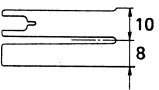

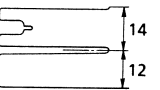
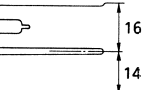
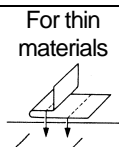
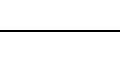
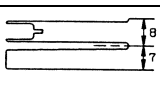
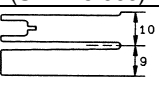
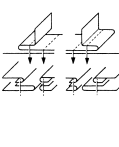

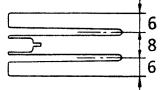
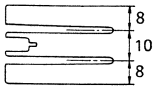
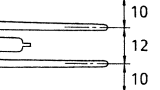
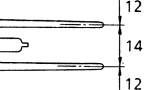
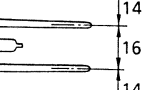
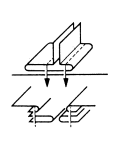

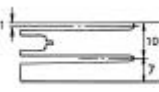
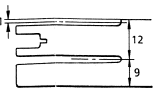
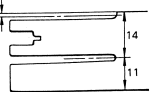
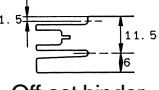

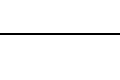
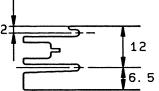
Part name		Needle gauge					Q'ty
		18 mm	20 mm	22 mm	24 mm	26 mm	
Thread trimmer	Needle thread trimmer movable knife 	Needle thread knife (18 – 20) (S10552-001)		Needle thread knife (22 – 26) (S34643-001)			1
	Needle thread trimmer fixed knife 	Fixed knife (18 – 20) (S10553-001)		Fixed knife (22 – 26) (S34644-001)			1
	Needle thread trimmer thread retainer spring 	Thread retainer spring (18 – 20) (S10554-001)		Thread retainer spring (22 - 26) (S34642-001)			1
	Lower tread trimmer link 	Link (B) (S08385-006)	Link (B) (S08385-007)	Link (B) (S08385-008)	Link (B) (S08385-009)	Link (B) (S08385-010)	1
Corner knife	Base 	Knife base assy, 18 (S11526-001)	Knife base assy, 20 (S11527-001)	-	-	-	2
	Right knife 	Corner knife (L-Right) (S09416-001)			-	-	2
	Left knife 	Corner knife (L-Left) (S09417-001)			-	-	2
	Ceramic corner knife 	Ceramic corner knife (SL) (S36354-001)					4
Binder, single welting 	Folding plate supporter (S11520-001)			-	-	-	1
	Screw 3 × 5 (004300-513)			-	-	-	2

*For gauge 22 mm, 24 mm, and 26 mm, order the adjustable corner knife.

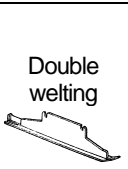
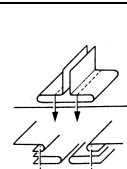
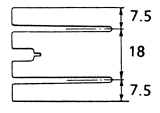
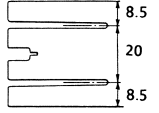
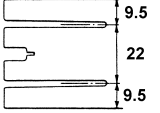
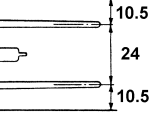
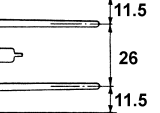
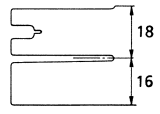
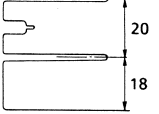
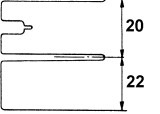
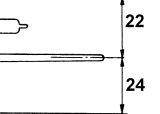
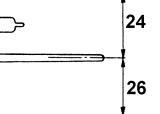

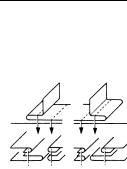
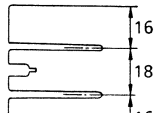
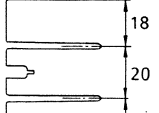
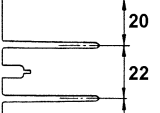
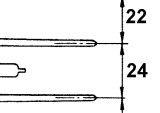
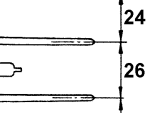
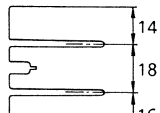
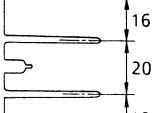

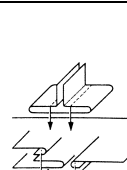
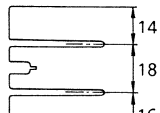
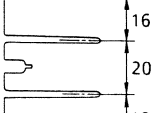
Gauge parts list

Part name		Needle gauge					Q'ty
		18 mm	20 mm	22 mm	24 mm	26 mm	
Carriage feed adjusting gauge 		Movable base spacer (S08513-006)	Movable base spacer (S08513-007)	Movable base spacer (S08513-008)	Movable base spacer (S08513-009)	Movable base spacer (S08513-010)	1
Spacer for carriage feed	Spacer (S) 	t = 1 (S08510-106)	-	-	-	-	2
	Spacer (W) 	t = 8.5 (S08511-106)	t = 9.5 (S08511-107)	t = 10.5 (S08511-108)	t = 11.5 (S08511-109)	t = 12.5 (S08511-110)	2
Cloth slide plate	Right 	Slide plate (Right) (S31229-003)		Slide plate (Right) (S31229-004)		1	
	Left 	Slide plate (Left) (S31230-003)		Slide plate (Left) (S31230-004)		1	
Machine head	Needle clamp assy 	Needle clamp assy, 18 (S09468-001)	Needle clamp assy, 20 (S00937-001)	Needle clamp assy, 22 (S35587-001)	Needle clamp assy, 24 (S35588-001)	Needle clamp assy, 26 (S35589-001)	1
	Needle plate 	Needle plate 18 (S09464-001)	Needle plate 20 (S09465-001)	Needle plate 22 (S34616-001)	Needle plate 24 (S34617-001)	Needle plate 26 (S34618-001)	1
Carriage feed 		-	-	t = 2 mm (S08267-002)	t = 3 mm (S08267-003)	t = 4 mm (S08267-004)	2

Binder

Part name		Needle gauge					Q' t y
		8 mm	10 mm	12 mm	14 mm	16 mm	
Double welting  		 Binder assy 8W (S14709-009)	 Binder assy 10W (S14713-009)	 Binder assy 12W (S14717-009)	 Binder assy 14W (S14721-009)	 Binder assy 16W (S14725-009)	1
	For thin materials  	-	 B binder assy 10W (S18577-009)	 B binder assy 12W (S18579-009)	-	-	1
Single welting  		 Binder assy 8S (S14711-009)	 Binder assy 10S (S14715-009)	 Binder assy 12S (S14719-009)	 Binder assy 14S (S14723-009)	 Binder assy 16S (S14727-009)	1
	For thin materials  	 B binder assy 8S (S30515-009)	 Binder assy 10S (S30479-009)	-	-	-	1
Single welting  		 C binder assy 8S (S18906-009)	 C binder assy 10S (S18908-009)	 C binder assy 12S (S18793-009)	 C binder assy 14S (S18910-009)	 C binder assy 16S (S18912-009)	1
Off-set welting  		-	 Off-set binder assy (S15602-009)	 Off-set binder assy (S15604009)	 Off-set binder assy (S15606009)	-	1
		-	 Off-set binder assy (S23737-009)	-	-	-	1
	For thin materials  	-	 Off-set B binder assy (S23739-009)	-	-	-	1

Binder

Part name		Needle gauge					Q' t y
		18 mm	20 mm	22 mm	24 mm	26 mm	
 Double welting		 Binder assy 18W (S14729-009)	 Binder assy 20W (S14733-009)	 Binder assy 22W (S34653-009)	 Binder assy 24W (S34655-009)	 Binder assy 26W (S33881-009)	1
		 Binder assy 18S (S14731-009)	 Binder assy 20S (S14735-009)	 Binder assy 22S (S34657-009)	 Binder assy 24S (S34659-009)	 Binder assy 26S (S34661-009)	
 Single welting		 C Binder assy 18S (S18914-009)	 C Binder assy 20S (S18916-009)	 C Binder assy 22S (S34808-009)	 C Binder assy 24S (S34810-009)	 C Binder assy 26S (S34812-009)	1
		 D Binder assy 18S (S18795-009)	 D Binder assy 20S (S18797-009)	-	-	-	
 Overlapped single welting		 D Binder assy 18S (S18795-009)	 D Binder assy 20S (S18797-009)	-	-	-	1